

SCT Operating Plan Memo

Contents

Operating Plan.....	2
Claremont Route	2
Newport Route	4
Charlestown Route	5
Vehicle Schedules.....	5
Operating Statistics.....	8

This memo presents the operating plan for the short-term component of the preferred alternative including preliminary public schedules, operating statistics, and vehicle schedules to build the routes in the RouteMatch scheduling software. The forthcoming Financial Plan Memo will outline the additional costs for the mid- and long-term components of the preferred alternative and the forthcoming Capital Plan Memo will outline proposed locations for bus stops, amenities and requirements for the preferred alternative.

Proposed SCT Operating Plan

The proposed operating plan for the short-term component of the preferred alternative is presented in this section. Service would be provided on weekdays between 6:15 AM and 6:40 PM but would vary across the three routes. Service would require three vehicles. The estimated operating cost, based on 29 revenue hours and 361 scheduled revenue miles¹ per day, would increase the annual operating cost by up to \$21,000. This would include 248 days of service and is based on an average cost of \$75.56 per hour². Service would not operate on weekends or holidays. Detailed schedules and route maps for each route are presented in the sections below by route.

The three deviated fixed routes will deviate up to ¾ of a mile from the route to pick up and drop off passengers. Deviations must be requested the day before. The hours for dial-a-ride will be adjusted to 10:15AM to 12:05PM and 1:25PM to 3:00PM. Dial-a-ride will be restricted to trips in Claremont only and only where the pick-up and/or drop-off location is outside of ¾ of a mile of any deviated fixed route.

Claremont Route

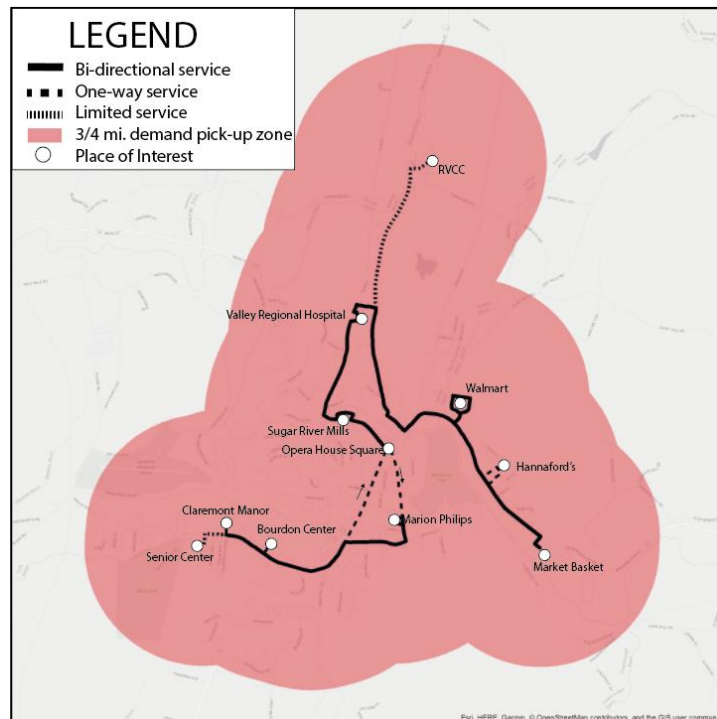


Figure 1. Proposed Claremont Route

¹ This does not include the revenue miles from the dial-a-ride or any deviations on the routes.

² Based on current Southwestern Community Services operating cost per hour.

Sullivan County Transportation Short Range Transit Operations Plan

Table 1. Proposed Claremont Route Schedule Northbound

Senior Center	Claremont Manor	Marion Phillips	Opera House Square	Sugar River Mills	Valley Regional Hospital	RVCC	Walmart	Market Basket
to Claremont Center				To Washington Street				
---	8:27	8:37	8:45	8:50	9:00	9:03	9:13	9:18
9:59	---	10:07	10:15 T	10:20	10:30	10:33	10:43	10:48
11:29	---	11:37	11:45	11:50	12:00	---	12:10	12:18
12:59	---	1:07	1:15	1:20	1:30	1:33	1:43	1:48
2:29	---	2:37	2:45	2:50	3:00	---	3:10	3:18
3:59	---	4:07	4:15 T	4:20	4:30	4:33	4:43	4:48
---	5:27	5:37	5:45	5:50	6:00	6:03	6:13	6:18

T= transfer from the Charlestown Bus

Table 2. Proposed Claremont Route Schedule Southbound

Market Basket	Hannaford's	Walmart	Valley Regional Hospital	Sugar River Mills	Opera House Square		Marion Phillips	Bourdon Center	Claremont Manor	Senior Center
					Arrive	Leave				
to Claremont Center					To the Senior Center					
---	---	---	---	---	---	---	---	8:25	8:27	---
9:18	9:21	9:24	9:29	9:39	9:41	9:45	9:50	9:55	9:57	9:59
10:48	10:51	10:54	10:59	11:09	11:11	11:15	11:20	11:25	11:27	11:29
12:18	12:21	12:24	12:29	12:39	12:41	12:45	12:50	12:55	12:57	12:59
1:48	1:51	1:54	1:59	2:09	2:11	2:15	2:20	2:25	2:27	2:29
3:18	3:21	3:24	3:29	3:39	3:41	3:45	3:50	3:55	3:57	3:59
4:48	4:51	4:54	4:59	5:09	5:11	5:15	5:20	5:25	5:27	---
6:18	6:21	6:24	6:29	6:39	6:41	---	---	---	---	---

Newport Route

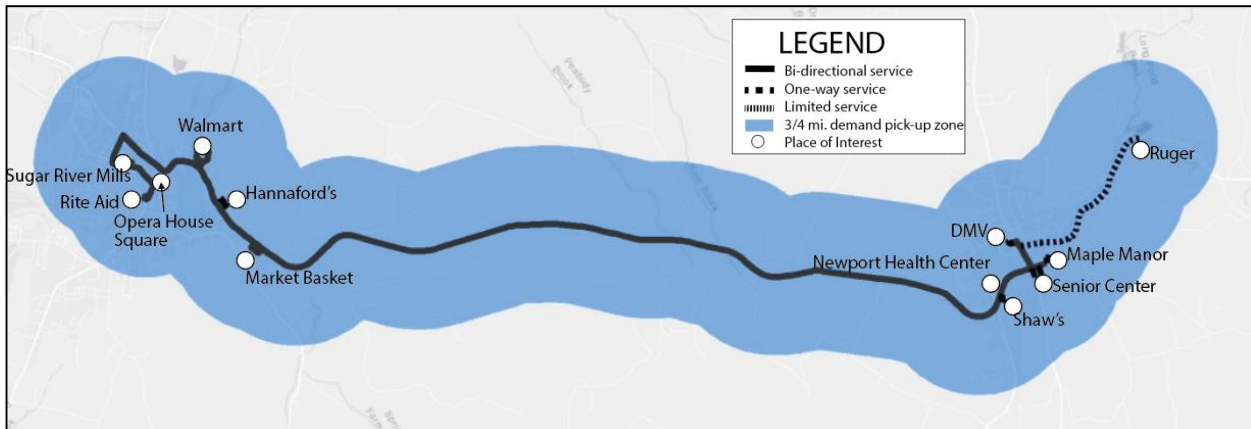


Figure 2. Proposed Newport Route Map

Table 3. Proposed Newport Route Eastbound

Rite Aid	Opera House Square	Sugar River Mills	Walmart	Market Basket	Shaw's	Newport Health Center	Newport Senior Center	Maple Manor	DMV	Ruger
To Newport										
---	6:15	---	---	6:22	---	---	---	---	---	6:44
7:23	7:30	7:35	7:45	7:50	8:08	8:10	8:18	8:23	8:28	---
9:28	9:30	9:35	9:45	9:50	10:08	10:10	10:18	10:23	10:28	---
11:28	11:30	11:35	11:45	11:50	12:08	12:10	12:18	12:23	12:28	---
1:28	1:30 N	1:35	1:45	1:50	2:08	2:10	2:18	2:23	2:28	---
3:28	3:30	3:35	3:45	3:50	---	---	---	---	---	4:12

N= transfer from the Charlestown Bus

Table 4. Proposed Newport Route Westbound

Ruger	Irving	Newport Health Center	Market Basket	Hannaford's	Walmart	Sugar River Mills	Opera House Square	Rite Aid
To Claremont								
6:44	6:49	---	7:07	---	---	---	7:15 S	7:17
---	8:31	8:33	9:00	9:03	9:06	9:16	9:21	9:22
---	10:31	10:33	11:00	11:03	11:06	11:16	11:21	11:22
---	12:31	12:33	1:00	1:03	1:06	1:16	1:21	1:22
---	2:31	2:33	3:00	3:03	3:06	3:16	3:21	3:22
4:12	4:17	4:19	4:37	4:40	4:43	4:53	4:58	---

S= transfer to the Charlestown bus available

Charlestown Route

Table 5. Proposed Charlestown Route Southbound

Market Basket	Hannaford's	Walmart	Sugar River Mills	Opera House Square	Lover's Lane	Charlestown Town Office
To Charlestown						
---	---	---	---	7:25 S	7:50	7:55
---	---	---	---	9:15	9:40	9:45
12:05	12:08	12:11	12:19	12:25	12:50	12:55
3:00	3:03	3:06	3:09	3:15	3:40	3:45

S= transfer from the Newport bus available

Table 6. Proposed Charlestown Route Northbound

Charlestown Town Office	Lover's Lane	Opera House Square
To Claremont		
7:55	8:00 M	8:45 C
9:45	9:50	10:15 T
12:55	1:00	1:25 N
3:45	3:50	4:15 T

T= transfer to the Claremont bus

M= this bus will provide dual roles. It is the Charlestown bus until it comes to the Maple Ave intersection in Claremont where instead of continuing straight onto Pleasant St it will turn left onto Maple Ave. At this point it becomes the Claremont bus which goes into service at 8:25 at the Bourdon Center.

N= transfer to the Newport bus

C = this bus becomes the Claremont bus

Vehicle Schedules

Proposed vehicle schedules are outlined in this section. In general, each route is assigned one vehicle and that vehicle remains on the route throughout the day, with a few exceptions. The first run on the Charlestown Route is performed by the vehicle that becomes the Claremont Route and the Claremont Dial-A-Ride service is performed by the Charlestown Route when it is not operating the Charlestown Route. In the vehicle schedules that follow, Vehicle A is in orange, Vehicle B is in purple and Vehicle C is in gray. The numbers across the top of the tables represent the trip number, in sequential order, that that vehicle is performing.

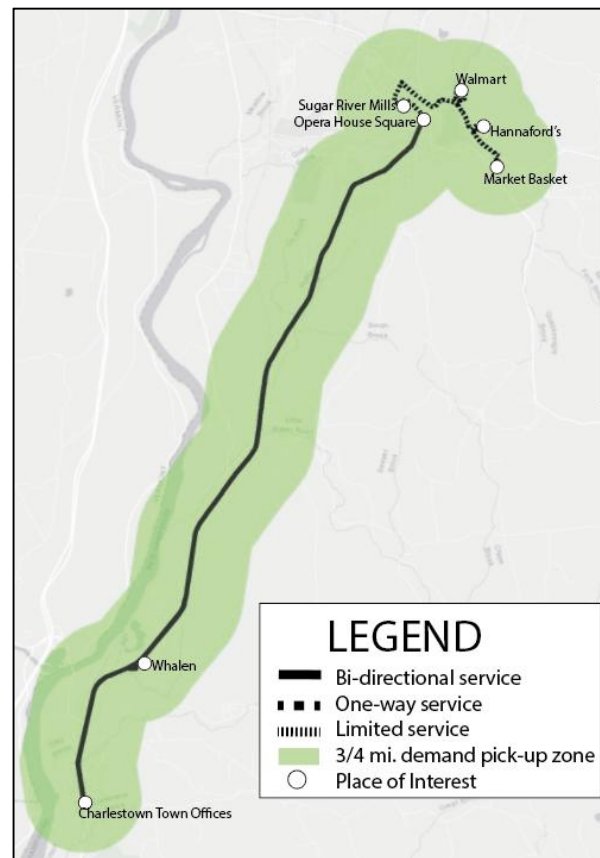


Figure 3. Proposed Charlestown Route Map

Sullivan County Transportation Short Range Transit Operations Plan

Bus A
Bus B
Bus C

Table 7. Proposed Claremont Route Vehicle Schedule

Claremont Route	2	3	4	5	6	7	8
Opera House Square	---	9:45	11:15	12:45	14:15	15:45	17:15
Marion Phillips	---	9:50	11:20	12:50	14:20	15:50	17:20
Bourdon Center	8:25	9:55	11:25	12:55	14:25	15:55	17:25
Claremont Manor	8:27	9:57	11:27	12:57	14:27	15:57	17:27
Senior Center	---	9:59	11:29	12:59	14:29	15:59	---
Marion Phillips	8:37	10:07	11:37	13:07	14:37	16:07	17:37
Opera House Square	8:45	10:15	11:45	13:15	14:45	16:15	17:45
Sugar River Mills	8:50	10:20	11:50	13:20	14:50	16:20	17:50
Valley Regional Hospital	9:00	10:30	12:00	13:30	15:00	16:30	18:00
RVCC	9:03	10:33	---	13:33	---	16:33	18:03
Walmart	9:13	10:43	12:10	13:43	15:10	16:43	18:13
Market Basket	9:18	10:48	12:18	13:48	15:18	16:48	18:18
Hannaford's	9:21	10:51	12:21	13:51	15:21	16:51	18:21
Walmart	9:24	10:54	12:24	13:54	15:24	16:54	18:24
Valley Regional Hospital	9:29	10:59	12:29	13:59	15:29	16:59	18:29
Sugar River Mills	9:39	11:09	12:39	14:09	15:39	17:09	18:39
Opera House Square	9:41	11:11	12:41	14:11	15:41	17:11	18:41

Table 8. Proposed Newport Route Vehicle Schedule

Newport Route	1	2	3	4	5	6
Rite Aid	---	7:23	9:28	11:28	13:28	15:28
Opera House Square	6:15	7:30	9:30	11:30	13:30	15:30
Sugar River Mills	---	7:35	9:35	11:35	13:35	15:35
Walmart	---	7:45	9:45	11:45	13:45	15:45
Market Basket	6:22	7:50	9:50	11:50	13:50	15:50
Shaw's	---	8:08	10:08	12:08	14:08	---
Newport Health Center	---	8:10	10:10	12:10	14:10	---
Newport Senior Center	---	8:18	10:18	12:18	14:18	---
Maple Manor	---	8:23	10:23	12:23	14:23	---
DMV	---	8:28	10:28	12:28	14:28	---
Ruger	6:44	---	---	---	---	16:12
Irving	6:49	8:31	10:31	12:31	14:31	16:17
Newport Health Center	---	8:33	10:33	12:33	14:33	16:19
Market Basket	7:07	9:00	11:00	13:00	15:00	16:37
Hannaford's	---	9:03	11:03	13:03	15:03	16:40
Walmart	---	9:06	11:06	13:06	15:06	16:43
Sugar Rive Mills	---	9:16	11:16	13:16	15:16	16:53
Opera House	7:15	9:21	11:21	13:21	15:21	16:58
Rite Aid	7:17	9:22	11:22	13:22	15:22	---

Sullivan County Transportation Short Range Transit Operations Plan

Table 9. Proposed Charlestown Route Vehicle Schedule

Charlestown Route	1	1	3	5
Market Basket	---	---	12:05	15:00
Hannaford's	---	---	12:08	15:03
Walmart	---	---	12:11	15:06
Sugar River Mills	---	---	12:19	15:09
Opera House Square	7:15	9:15	12:25	15:15
Lover's Lane	7:40	9:40	12:50	15:40
Charlestown Town Office	7:45	9:45	12:55	15:45
Lover's Lane	7:50	9:50	13:00	15:50
Opera House Square	8:15	10:15	13:25	16:15

Table 10. Proposed Claremont Dial-A-Ride Vehicle Schedule

Dial-A-Ride	2	4
Start	10:15	13:25
End	12:05	15:00

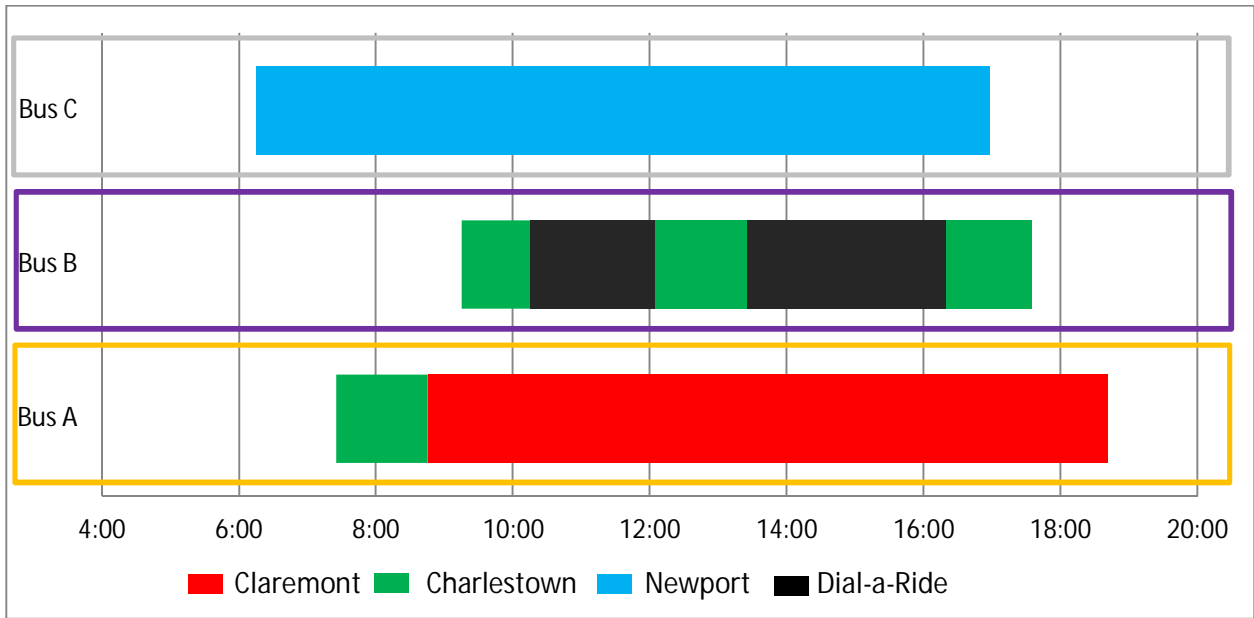


Figure 4. Proposed Vehicle Utilization Chart

Operating Statistics

The operating statistics for each vehicle are presented in Table 11 and a summary of the routes are provided in Table 12. Operations will require 3.9 full-time equivalent (FTE) employees³. Vehicle A and Vehicle C will require 2 operators per day in order to comply with Federal Motor Carrier Safety Administration regulations (FMCSA).

Table 11. Proposed Vehicle Statistics

	Vehicle A	Vehicle B	Vehicle C
Start time	7:25 AM	9:15 AM	6:15 AM
Start location	Opera House	Opera House	Opera House
End time	6:41 PM	4:15 PM	4:58 PM
End Location	Opera House	Opera House	Opera House
Span	11:16	7:00	10:43
Round trips	8	5	6
Revenue miles	129.0	80.6	151.4
Revenue hours	11:16	7:00	10:43
Dead head miles	1	1	1
Dead head hours	0:10	0:10	0:10
Total miles	130.0	81.6	152.4
Total hours	11:26	7:10	10:53

Table 12. Proposed Service Summary

	Claremont	Newport	Charlestown
Days of Service	248	248	248
Trips per day	7	6	4
Span of Service	8:25 AM – 6:41 PM	6:15 AM – 4:58 PM	7:25 AM – 4:15 PM
Headway	90 minutes	2 hours	2-3 hours
Vehicle Requirements	1	1	1
Annual Revenue Miles	26,635	37,547	25,346
Annual Revenue Hours	2,546:08:00	2,657:44:00	2,190:40:00

³ This uses the assumption that each shift has 7.5 revenue hours and .5 non-revenue hours. The non-revenue time is for pre- and post-trip inspections, driver change for reliefs, and deadhead time to begin the route.